

B01-B02/S Balancing Machines

THE SOFT-BEARING TABLETOP BALANCING MACHINE

The B01-B02/S models are dynamic, horizontal, soft-bearing, tabletop balancing machines. The "/S" denotes a full balancing system with built-in instrumentation into the machine base. All models are compatible with any IRD® Balancing instrument and suited for balancing small, lightweight rotors such as those found in small high-speed applications. Due to its lightweight construction, it can be mounted on a rigid table top or workbench. Two work supports with rollers are used to support the rotor journals and both can be moved to accommodate various length rotors.

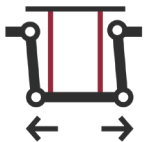


Balance with Precision



BALANCING INSTRUMENT

Designed for easy use with IRD Balancing instruments: Model 295 series, 246 and 236, or with an internal built-in instrument. Sensors & cables are included in the instrument kits.



SELF-ALIGNING GIMBAL ACTION

The IRD Balancing modular work supports incorporate a gimbal action into the assembly that allows for self-alignment of the rotor journals from pedestal to pedestal.



TRANSPORTABLE

With its lightweight construction and soft-bearing design, this machine can be simply lifted and placed in any desired location. There is no mounting or machine leveling equipment necessary.




HIGHER SENSITIVITY, SAFER SPEEDS


The IRD Balancing soft-bearing design results in a higher sensitivity of unbalance at lower balancing speeds. This provides the operator the ability to successfully balance at a lower and safer speed.

Standard Features

- DC Variable speed motor
- Encoder for live angle display
- Regenerative braking drive
- Underslung belt drive
- Height adjustable work supports
- Sliding pedestals for span adjustments
- Suspension motion locks
- Built-in instrument ("/S" models only)
- 3 different sized drive belts
- End-thrust assemblies



The IRD[®] Advantage




BROAD APPLICATION RANGE

- Capable of achieving high and low speed tolerances
- V-blocks for housed bearings or static shaft applications
- Single & dual plane, for both center and over-hung equipment
- Dynamic table for turbochargers, mountable to work supports

USER-FRIENDLY

- Easy-to-move sliding pedestal by hand
- Lock down swinging suspensions with simple set screw
- Adjust pedestal heights with single Allen wrench
- Pivoting end-thrusts for quick adjustments



Product Specifications

MODEL	B01	B01/S	B02	B02/S
MAX WEIGHT CAPACITY	3kg / 7lb	3kg / 7lb	7kg / 15lb	7kg / 15lb
MAX ROTOR DIAMETER	254mm / 10in	254mm / 10in	415mm / 16.3in	415mm / 16.3in
MAX JOURNAL SEPARATION	25 - 400mm / 1 - 15.7in	25 - 400mm / 1 - 15.7in	25 - 400mm / 1 - 47.2in	25 - 400mm / 1 - 47.2in
MAX SENSITIVITY	0.015 g mm / 0.0006 g in	0.015 g mm / 0.0006 g in	0.0018 g mm / 0.0008 g in	0.0018 g mm / 0.0008 g in
JOURNAL DIAMETER RANGE	2 - 30mm / 0.08 - 1.2in	2 - 30mm / 0.08 - 1.2in	6 - 60mm / 0.24 - 2.4in	6 - 60mm / 0.24 - 2.4in
STANDARD BED LENGTH	450mm / 17.7in	450mm / 17.7in	450mm / 17.7in	450mm / 17.7in
DRIVE MOTOR SIZE	DC 0.095 kW (0.13HP)	DC 0.095 kW (0.13HP)	DC 0.095 kW (0.13HP)	DC 0.095 kW (0.13HP)



IRD[®] LLC
4740 Allmond Ave.
Louisville, KY 40209

PHONE **1-888-473-2251**
 EMAIL **sales@IRDproducts.com**
 WEB **IRDproducts.com**

About IRD[®]

For 75+ years IRD[®], or Industrial Research & Development, LLC has specialized in highly technical machinery that assists in the repair of industrial equipment. Its two brands, IRD[®] Balancing and Lexseco[™] introduced the first soft-bearing balancing and commercial core loss tester products to the marketplace. Both product lines have advanced with the purpose of providing top-of-the-line machinery across the globe. IRD believes that excellence in workmanship and a high level of productivity are the key components to building long-term relationships with our customers.

